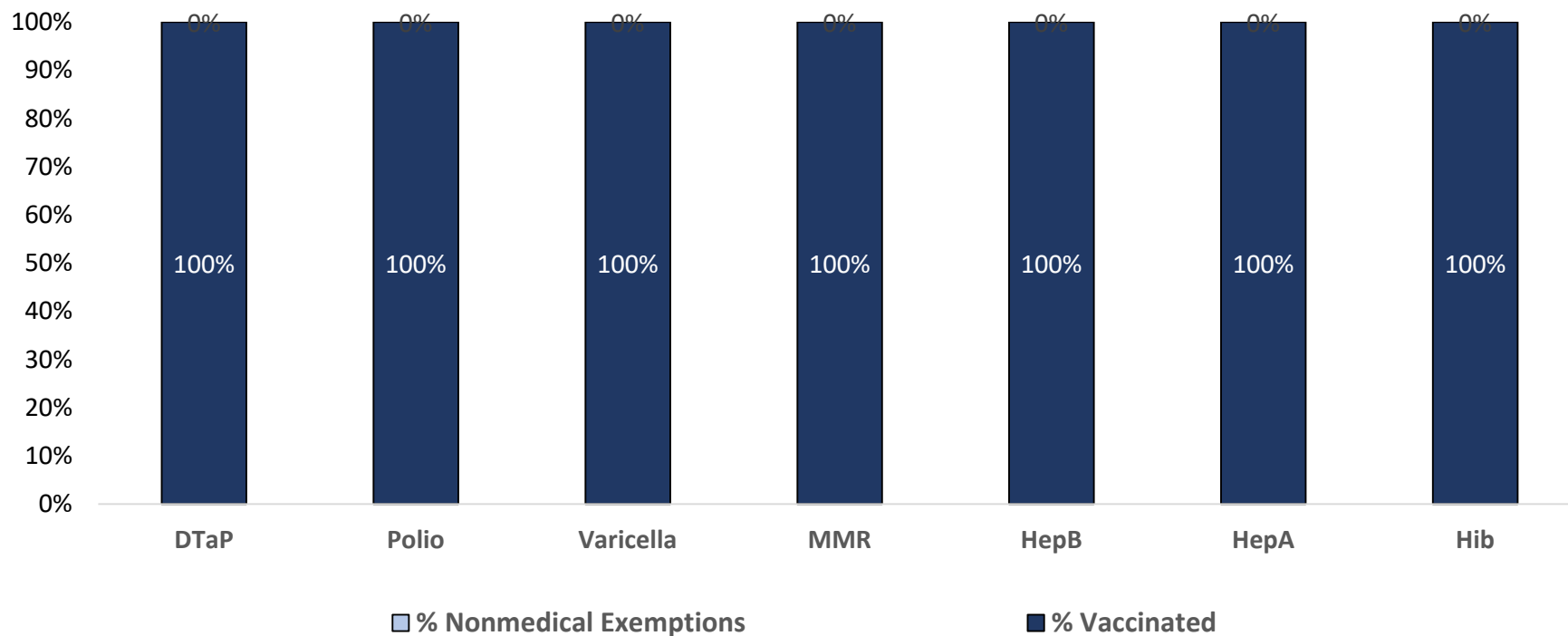


How many children at Head Start to Success - Eccles Elementary are vaccinated: March 2024*



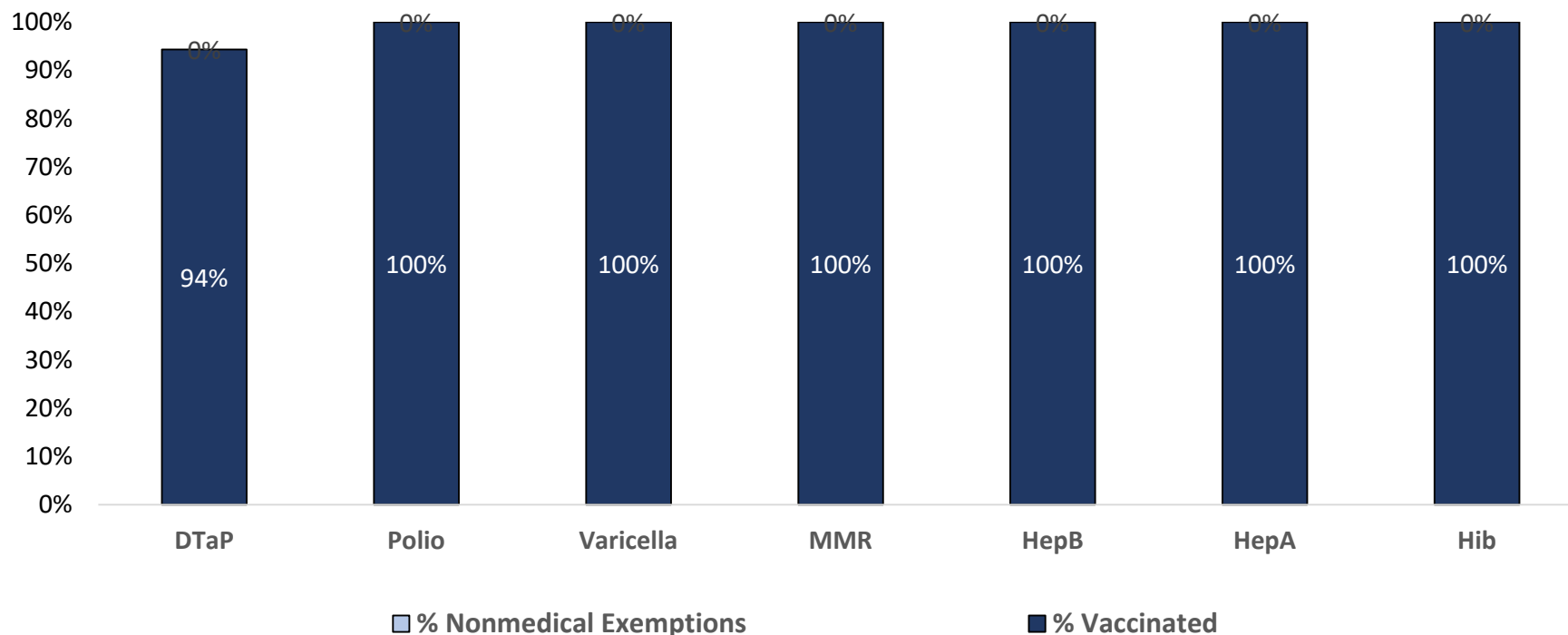
Number of children at the school**:	36
Percent of children with no immunization or exemption record:	0%
Percent of children with a medical exemption for one or more vaccine(s):	0%

* These numbers may not total 100% if some children have medical exemptions, or are incomplete or in process with immunizations but do not need an exemption because they are on schedule.

**There is/are also 0child(ren) enrolled for whom immunizations are not required to be reported because their records are tracked by another site or they attend fewer than 5 days per year.

**There is/are also 0child(ren) 18 months of age or younger who are not required to be finished with their pre-school vaccines because of their age.

How many children at Head Start - Philander Lee Elementary are vaccinated: March 2024*



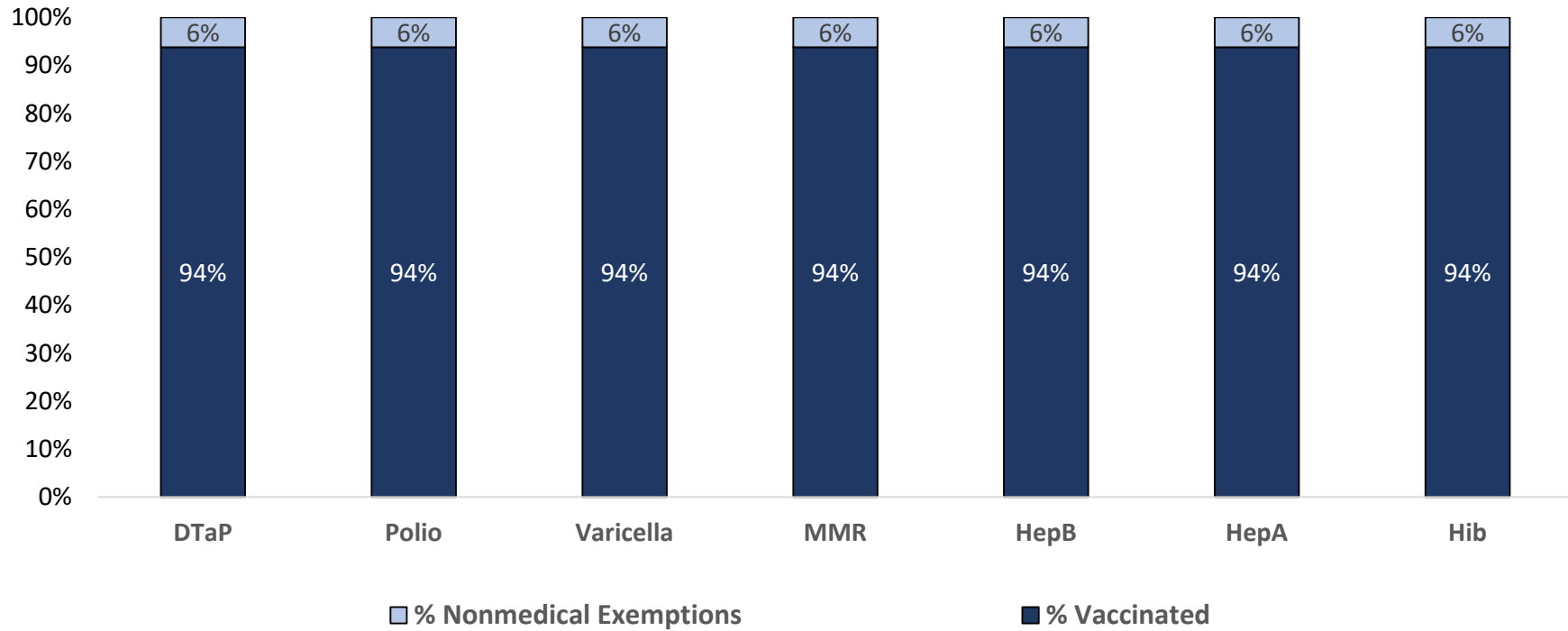
Number of children at the school**: **35**
 Percent of children with no immunization or exemption record: **0%**
 Percent of children with a medical exemption for one or more vaccine(s): **0%**

* These numbers may not total 100% if some children have medical exemptions, or are incomplete or in process with immunizations but do not need an exemption because they are on schedule.

**There is/are also 0child(ren) enrolled for whom immunizations are not required to be reported because their records are tracked by another site or they attend fewer than 5 days per year.

**There is/are also 0child(ren) 18 months of age or younger who are not required to be finished with their pre-school vaccines because of their age.

How many children at Head Start To Success-Mount Scott are vaccinated: March 2024*



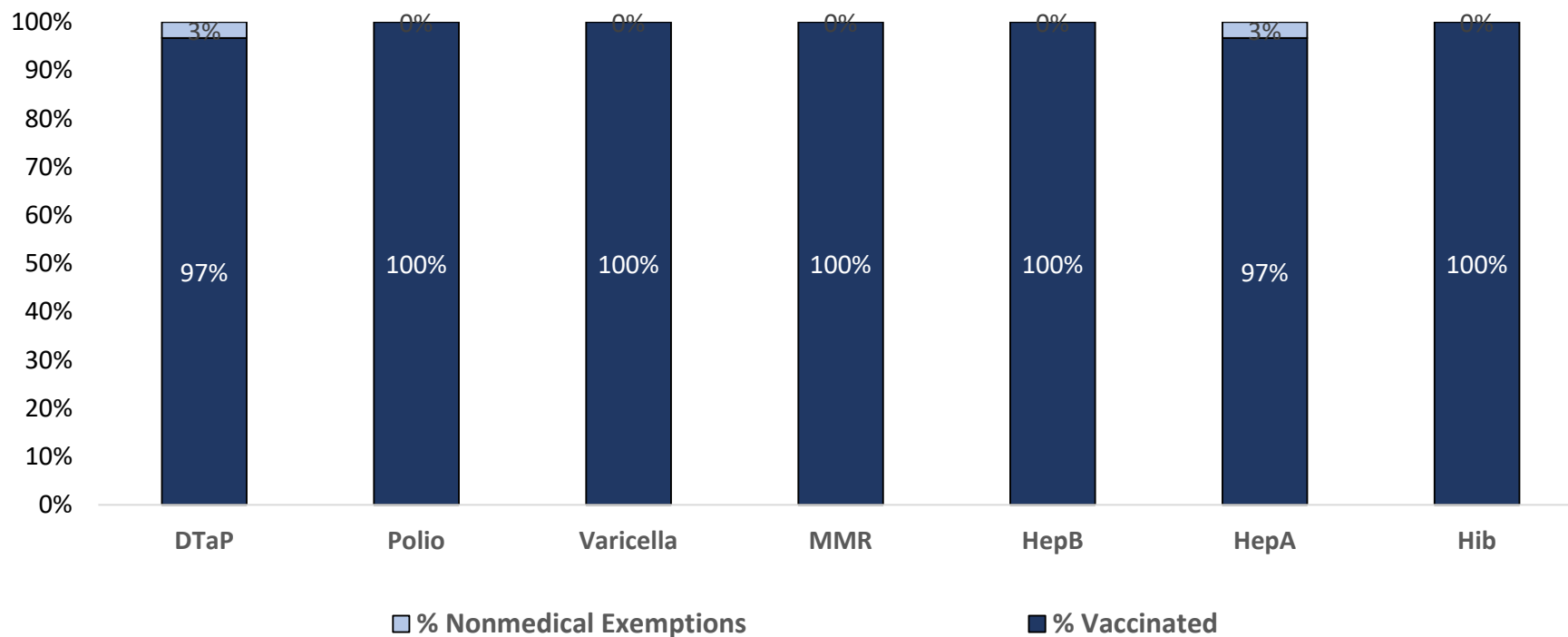
Number of children at the school**: **48**
 Percent of children with no immunization or exemption record: **0%**
 Percent of children with a medical exemption for one or more vaccine(s): **0%**

* These numbers may not total 100% if some children have medical exemptions, or are incomplete or in process with immunizations but do not need an exemption because they are on schedule.

**There is/are also 0child(ren) enrolled for whom immunizations are not required to be reported because their records are tracked by another site or they attend fewer than 5 days per year.

**There is/are also 0child(ren) 18 months of age or younger who are not required to be finished with their pre-school vaccines because of their age.

How many children at Oak Grove Preschool Head Start to Success are vaccinated: March 2024*



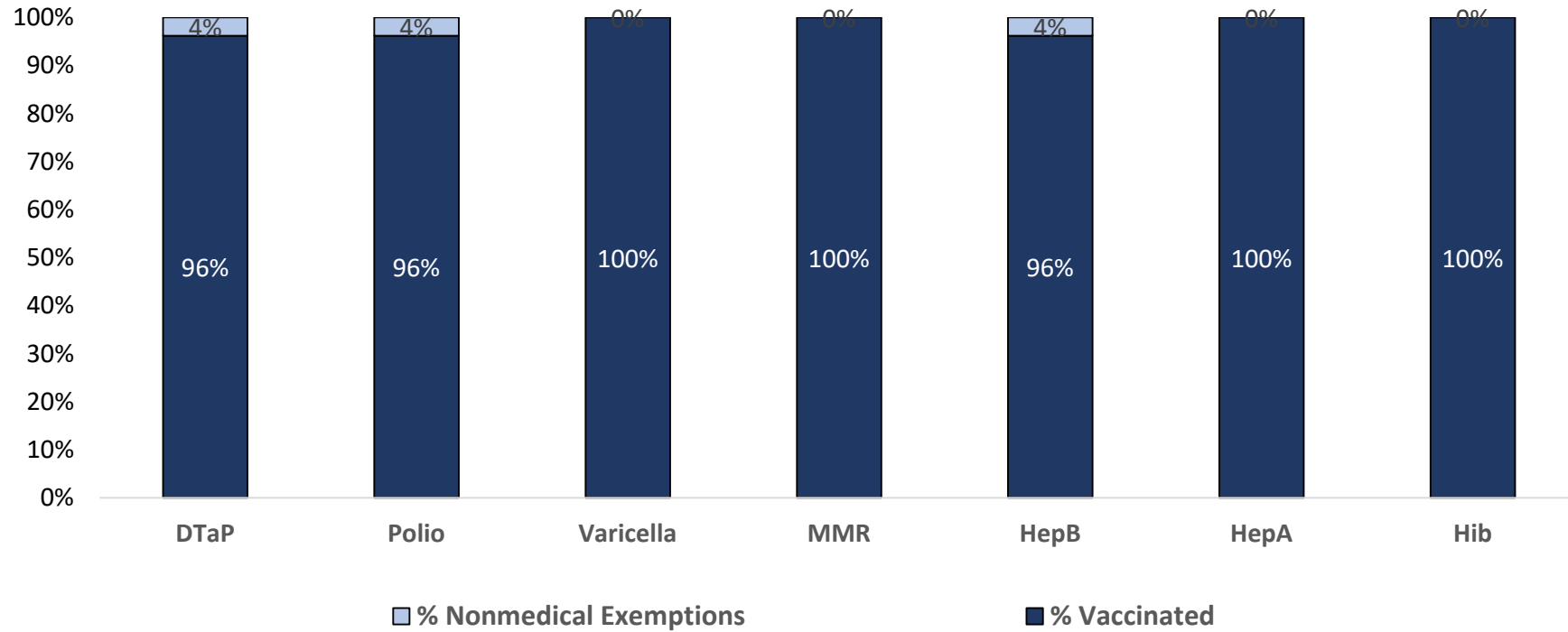
Number of children at the school**: **30**
 Percent of children with no immunization or exemption record: **0%**
 Percent of children with a medical exemption for one or more vaccine(s): **0%**

* These numbers may not total 100% if some children have medical exemptions, or are incomplete or in process with immunizations but do not need an exemption because they are on schedule.

**There is/are also 0child(ren) enrolled for whom immunizations are not required to be reported because their records are tracked by another site or they attend fewer than 5 days per year.

**There is/are also 0child(ren) 18 months of age or younger who are not required to be finished with their pre-school vaccines because of their age.

How many children at Sandy Grade School- HEAD START are vaccinated: March 2024*



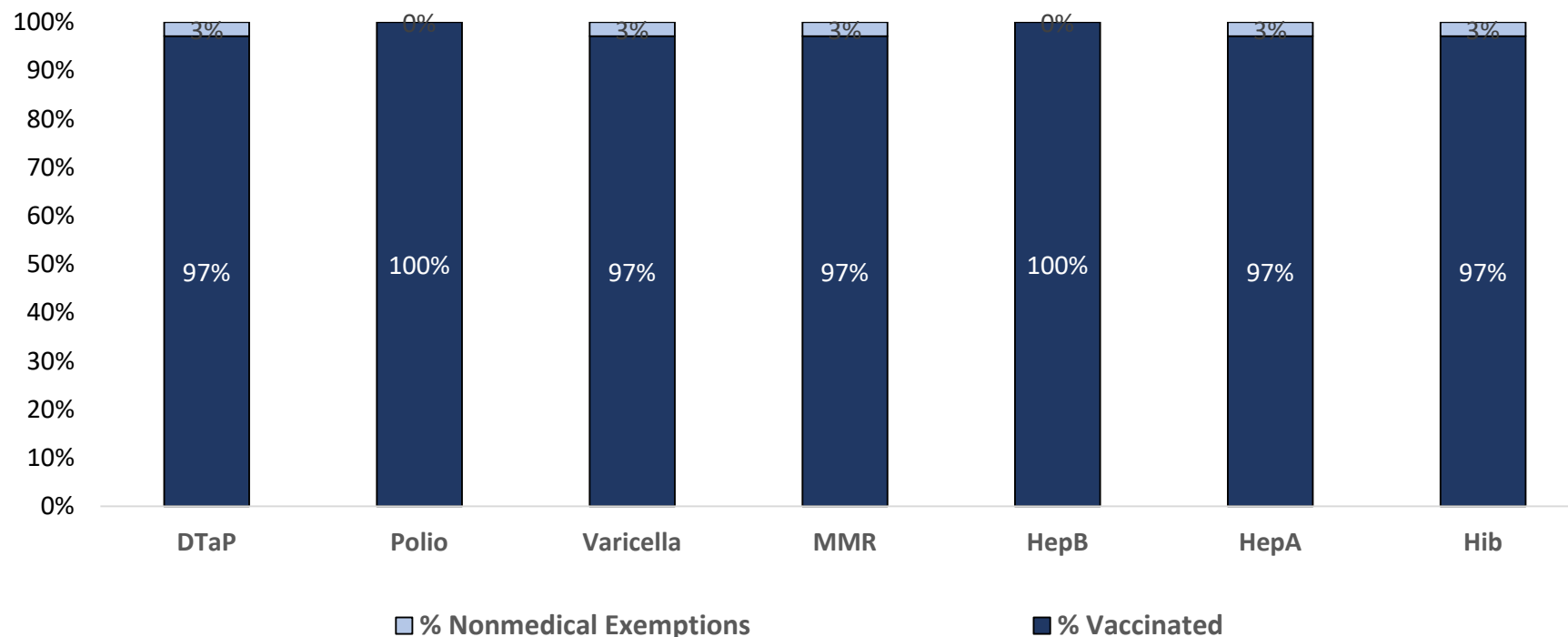
Number of children at the school**: **26**
 Percent of children with no immunization or exemption record: **0%**
 Percent of children with a medical exemption for one or more vaccine(s): **0%**

* These numbers may not total 100% if some children have medical exemptions, or are incomplete or in process with immunizations but do not need an exemption because they are on schedule.

**There is/are also 0child(ren) enrolled for whom immunizations are not required to be reported because their records are tracked by another site or they attend fewer than 5 days per year.

**There is/are also 0child(ren) 18 months of age or younger who are not required to be finished with their pre-school vaccines because of their age.

How many children at Spring Mountain Preschool Head Start to Success are vaccinated: March 2024*



Number of children at the school**: **34**
 Percent of children with no immunization or exemption record: **0%**
 Percent of children with a medical exemption for one or more vaccine(s): **0%**

* These numbers may not total 100% if some children have medical exemptions, or are incomplete or in process with immunizations but do not need an exemption because they are on schedule.

**There is/are also 0child(ren) enrolled for whom immunizations are not required to be reported because their records are tracked by another site or they attend fewer than 5 days per year.

**There is/are also 0child(ren) 18 months of age or younger who are not required to be finished with their pre-school vaccines because of their age.