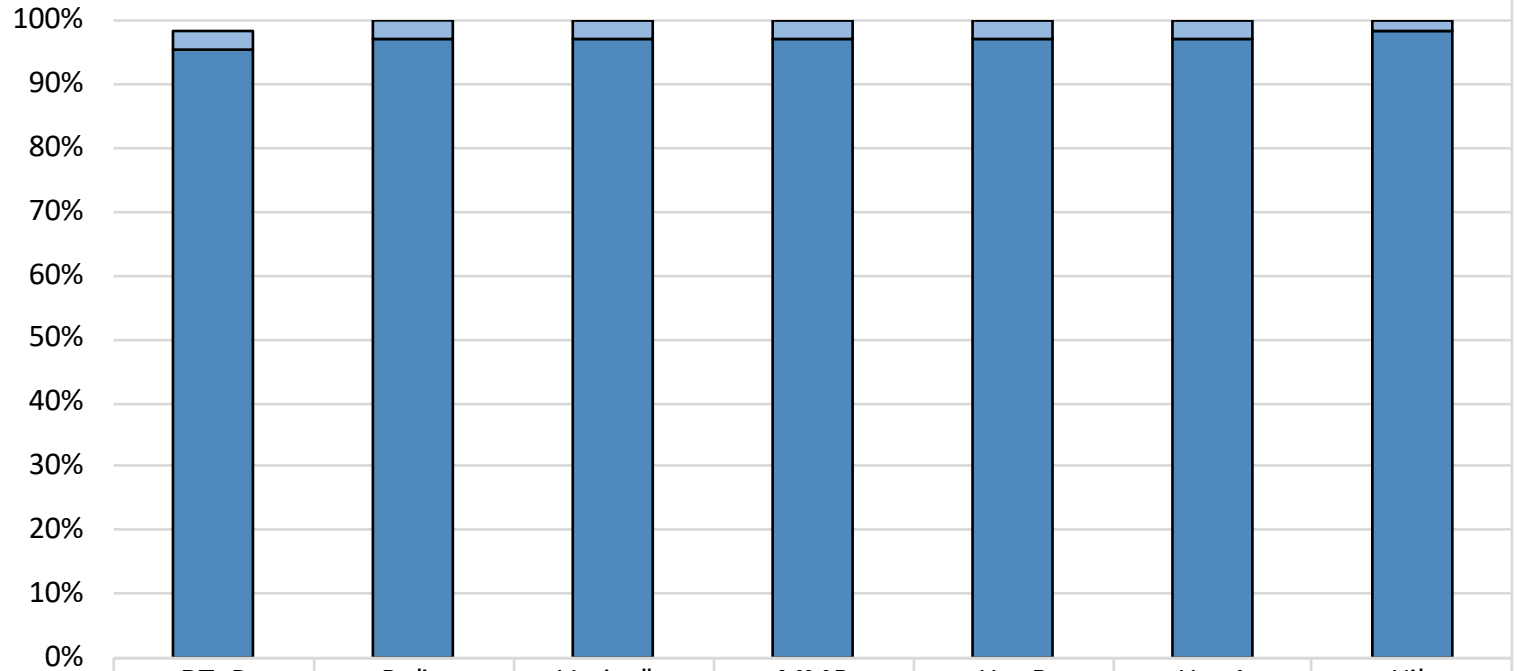


### How many kids at Canby HeadStart are vaccinated?\*



■ % Nonmedical Exemptions

■ % Vaccinated

DTaP

Polio

Varicella

MMR

HepB

HepA

Hib

3%

3%

3%

3%

3%

3%

2%

95%

97%

97%

97%

97%

97%

98%

Number of children at the school\*\*: **66**

**March 2023**

Percent of children with no immunization or exemption record: **0%**

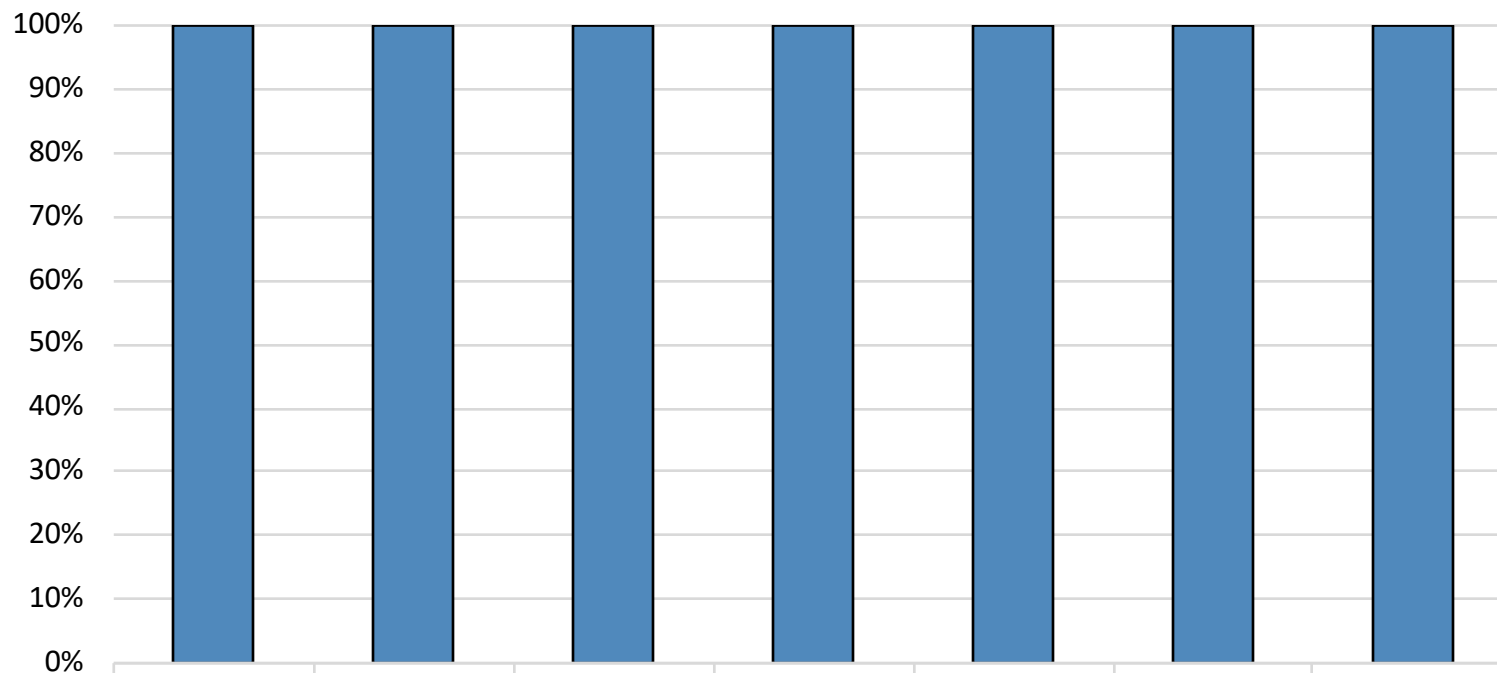
Percent of children with a medical exemption for one or more vaccine(s): **0%**

\* Not all immunizations are required for all grades. These numbers may not total 100% if some children have medical exemptions, or are incomplete or in process with immunizations but do not need an exemption because they are on schedule.

\*\*There is/are also **0** child(ren) enrolled for whom immunizations are not required to be reported because their records are tracked by another site or they attend fewer than 5 days per year.

\*\*There is/are also **0** child(ren) 18 months of age or younger who are not required to be finished with their pre-school vaccines because of their age.

### How many kids at Mt Scott Headstart Preschool are vaccinated?\*



% Nonmedical Exemptions	0%	0%	0%	0%	0%	0%	0%
% Vaccinated	100%	100%	100%	100%	100%	100%	100%

Number of children at the school\*\*: **29**

**March 2023**

Percent of children with no immunization or exemption record:**0%**

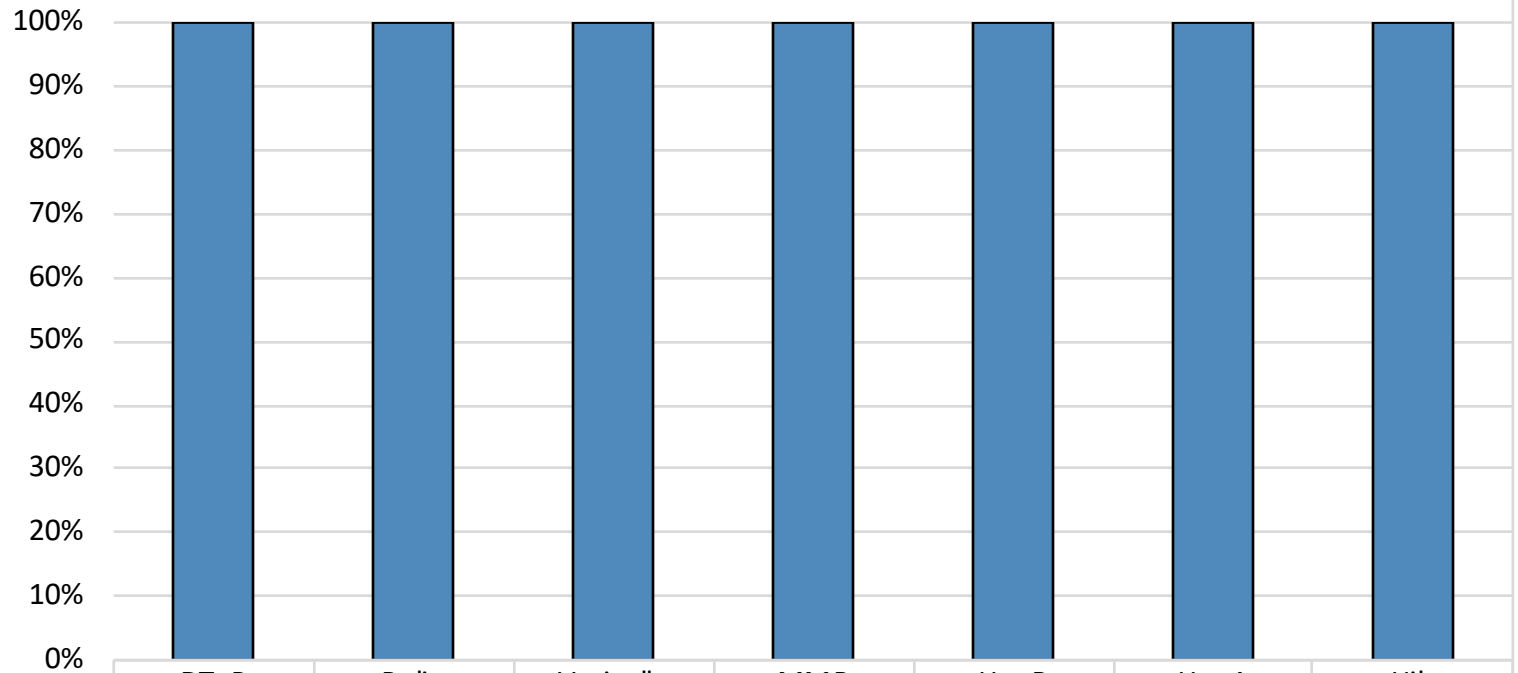
Percent of children with a medical exemption for one or more vaccine(s): **0%**

\* Not all immunizations are required for all grades. These numbers may not total 100% if some children have medical exemptions, or are incomplete or in process with immunizations but do not need an exemption because they are on schedule.

\*\*There is/are also **0** child(ren) enrolled for whom immunizations are not required to be reported because their records are tracked by another site or they attend fewer than 5 days per year.

\*\*There is/are also **0** child(ren) 18 months of age or younger who are not required to be finished with their pre-school vaccines because of their age.

### How many kids at Spring Mt Headstart Preschool are vaccinated?\*



% Nonmedical Exemptions	0%	0%	0%	0%	0%	0%	0%
% Vaccinated	100%	100%	100%	100%	100%	100%	100%

Number of children at the school\*\*: **31**

**March 2023**

Percent of children with no immunization or exemption record:**0%**

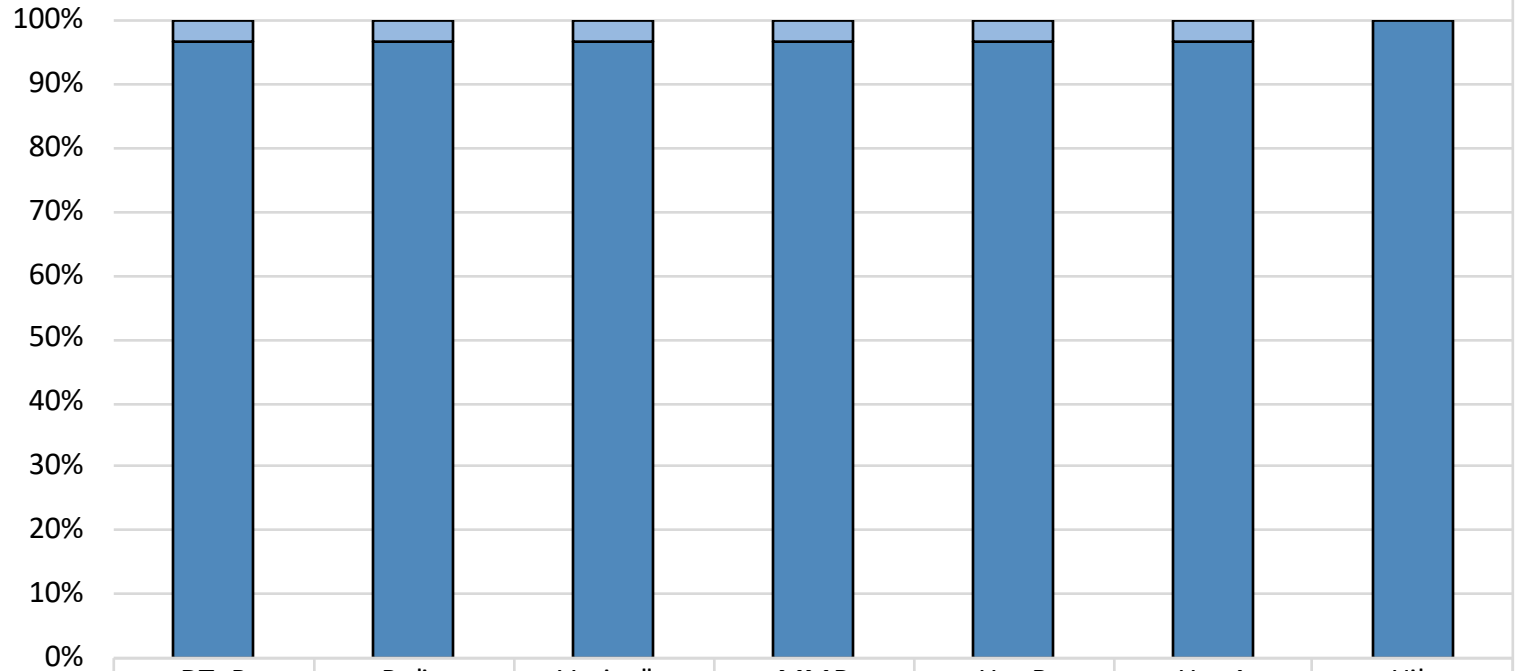
Percent of children with a medical exemption for one or more vaccine(s): **0%**

\* Not all immunizations are required for all grades. These numbers may not total 100% if some children have medical exemptions, or are incomplete or in process with immunizations but do not need an exemption because they are on schedule.

\*\*There is/are also **0** child(ren) enrolled for whom immunizations are not required to be reported because their records are tracked by another site or they attend fewer than 5 days per year.

\*\*There is/are also **0** child(ren) 18 months of age or younger who are not required to be finished with their pre-school vaccines because of their age.

### How many kids at Sandy Grade Headstart Preschool are vaccinated?\*



■ % Nonmedical Exemptions

■ % Vaccinated

DTaP

Polio

Varicella

MMR

HepB

HepA

Hib

3%

3%

3%

3%

3%

3%

0%

97%

97%

97%

97%

97%

97%

100%

Number of children at the school\*\*: **31**

**March 2023**

Percent of children with no immunization or exemption record: **0%**

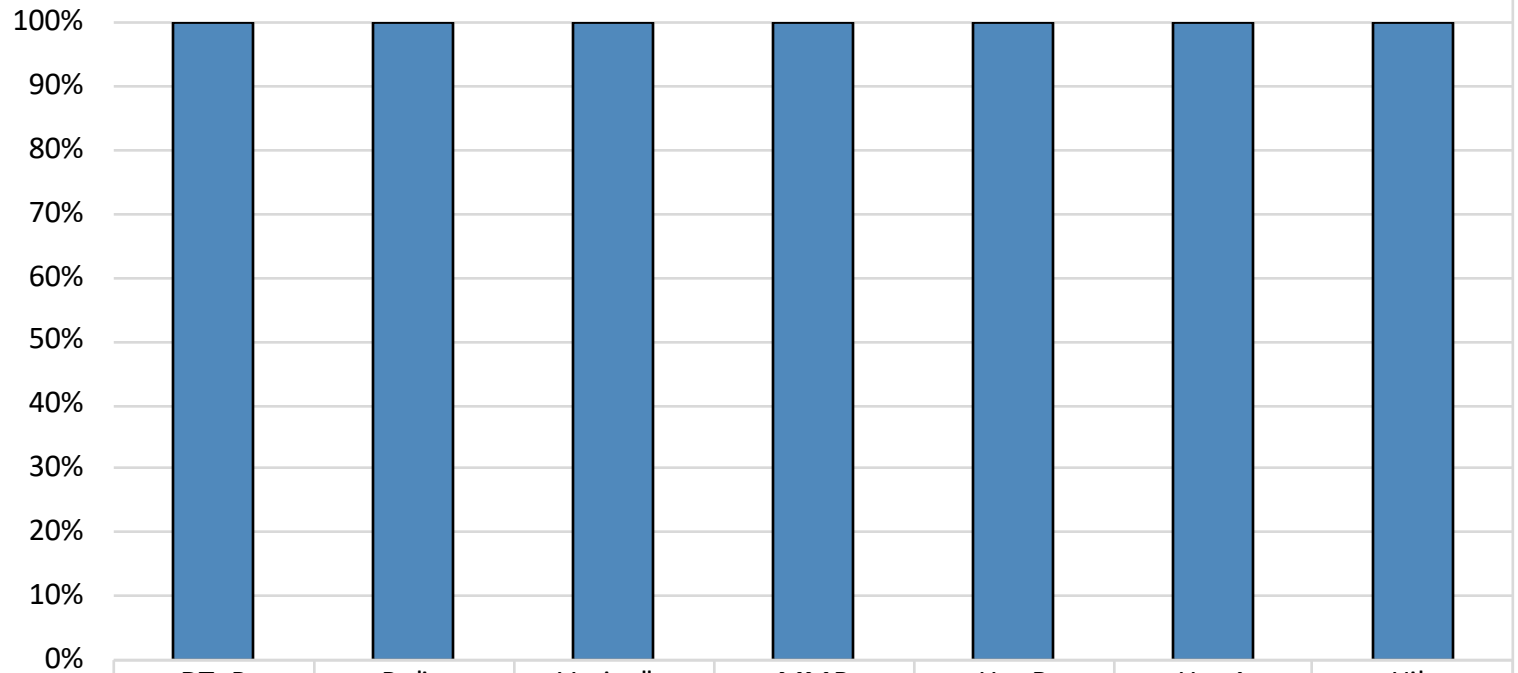
Percent of children with a medical exemption for one or more vaccine(s): **0%**

\* Not all immunizations are required for all grades. These numbers may not total 100% if some children have medical exemptions, or are incomplete or in process with immunizations but do not need an exemption because they are on schedule.

\*\*There is/are also **0** child(ren) enrolled for whom immunizations are not required to be reported because their records are tracked by another site or they attend fewer than 5 days per year.

\*\*There is/are also **0** child(ren) 18 months of age or younger who are not required to be finished with their pre-school vaccines because of their age.

### How many kids at Oak Grove Headstart Preschool are vaccinated?\*



% Nonmedical Exemptions	0%	0%	0%	0%	0%	0%	0%
% Vaccinated	100%	100%	100%	100%	100%	100%	100%

Number of children at the school\*\*: **27**

**March 2023**

Percent of children with no immunization or exemption record:**0%**

Percent of children with a medical exemption for one or more vaccine(s): **0%**

\* Not all immunizations are required for all grades. These numbers may not total 100% if some children have medical exemptions, or are incomplete or in process with immunizations but do not need an exemption because they are on schedule.

\*\*There is/are also **0** child(ren) enrolled for whom immunizations are not required to be reported because their records are tracked by another site or they attend fewer than 5 days per year.

\*\*There is/are also **0** child(ren) 18 months of age or younger who are not required to be finished with their pre-school vaccines because of their age.